

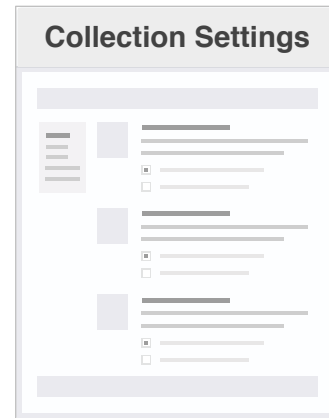
# Hydra Collection Extensions

## Page flows for collection-related tasks

### Define new collection type *Establish new type of collection and specify who can create collections of that type*

[Repository manager](#)

CONFIGURATION > SETTINGS > COLLECTIONS




*Actions:*

- Name new collection type
- Define settings for type
- Add participants for type

### Create new collection *Create new collection and add metadata, define visibility, sharing, etc.*

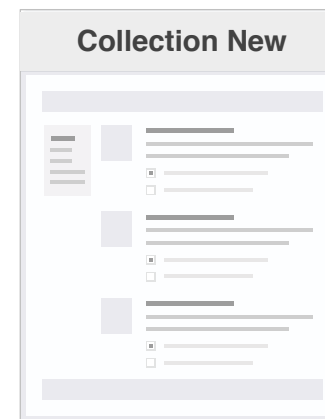
[Manager for collection type?](#)  
[Creator for collection type](#)

REPOSITORY CONTENTS > COLLECTIONS



*Actions:*

- Select “Create new collection” button




*Actions:*

- Use tabs to specify details for:
  - Description/metadata
  - Branding
  - Visibility
  - Sharing
  - Workflow (if enabled)

### Edit existing collection *Edit existing collection to update metadata, define visibility, sharing, etc. or to remove items from collection*

[Manager for collection type?](#)  
[Creator for collection type](#)

REPOSITORY CONTENTS > COLLECTIONS



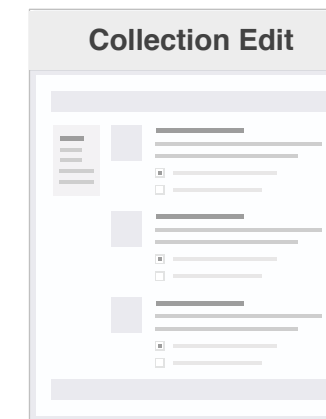
*Actions:*

- Select title of collection to edit
- Select “Edit collection” from Actions menu of collection to edit



*Actions:*

- Remove unwanted items
- Select “Edit collection” button



*Actions:*

- Use tabs to update details:
  - Description/metadata
  - Branding
  - Visibility
  - Sharing
  - Workflow (if enabled)

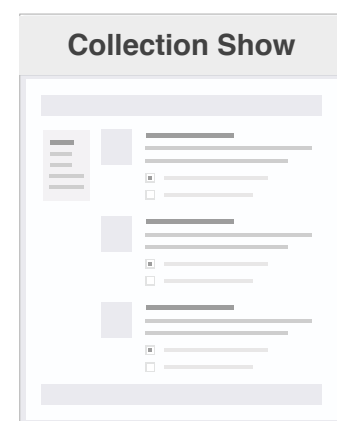
# Hydra Collection Extensions

## Page flows for collection-related tasks 2

### Add items to collection *Add existing works and/or collections to a collection*

Manager of collection  
Depositor of collection

COLLECTION SHOW (public or administrative version)



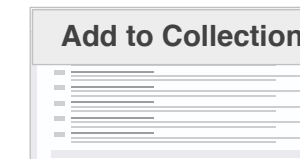
Actions:

- Select “Add existing works” button



Actions:

- Select one or more works
- Select “Bulk actions” > “Add to collection”
- Alternatively: Select “Add to collection” from Actions menu for a single work



Actions:

- Select “Add sub-collection” button



Actions:

- Select one or more collections
- Select “Bulk actions” > “Add to collection”
- Alternatively: Select “Add to collection” from Actions menu for a single collection

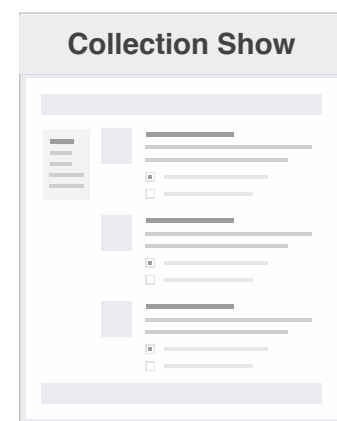
Actions:

- Select collection

### Deposit new works through collection *Add news works to repository via a collection*

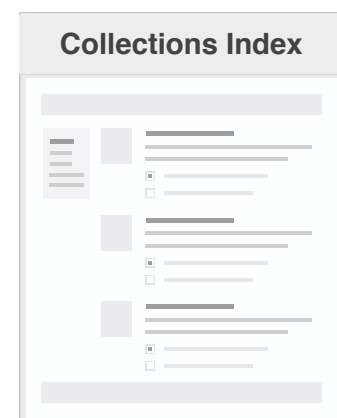
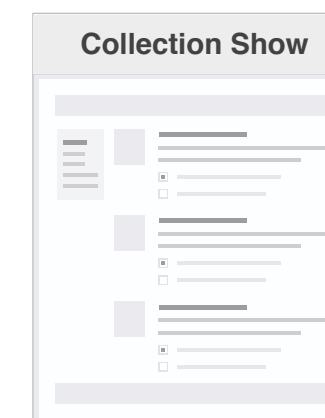
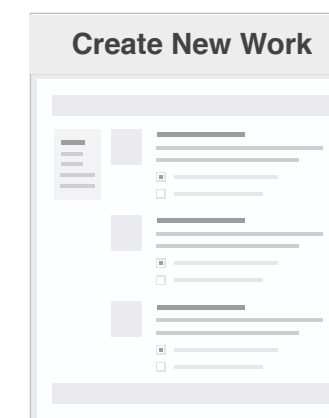

Manager of collection  
Depositor of collection

COLLECTION SHOW (public or administrative version)



Actions:

- Select “Deposit new works” button



Actions:

- Select “Deposit new works” button from actions menu of a collection




# Hydra Collection Extensions

## Page flows for collection-related tasks 3

Manager of collection  
Depositor of collection  
Viewer of collection

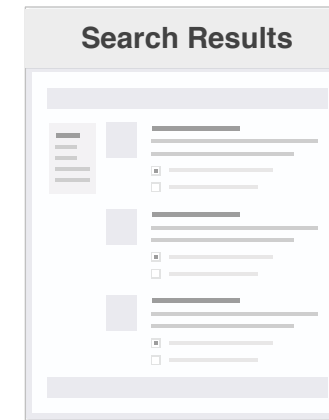
### View collections *Find and view collections of interest*

#### REPOSITORY HOME



*Actions:*

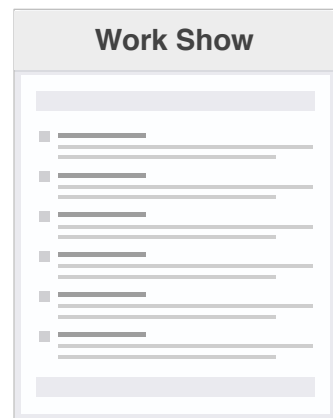
- Select “View all collections” link or menu item
- Search using “Collections” filter
  
- Select “Read more” link of featured collection



*Actions:*

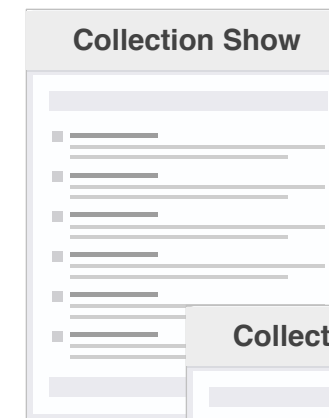
- Select title of collection in results

#### WORK SHOW PAGE



*Actions:*

- Select title of collection in “Relationships” section of work metadata



*Actions:*

- Select title of sub-collection in list of collection items

*If collection manager or depositor, actions with page flows previously shown:*

- Select “Manage Collection” button
- Select “Deposit New Works” button
- Select “Add Existing Works” button
- Select “Add Sub-Collection” button

*Return to parent collection via collection hierarchy breadcrumb*